



*Website Design

Using Joomla

*Part 1 - Installation

- * Joomla is a free and open source content management system (CMS) for publishing content on the World Wide Web
- * A content management system (CMS) is a system providing a collection of procedures used to manage work flow in a collaborative environment

***What is Joomla?**

* You will need:

* A Domain Name

* Web Hosting Company

*** Before You Start To
Design Your Website**

- * Have a domain name in mind before you sign-up with a web hosting company
 - * Your domain name should be simple, obvious, and as short as possible.
 - * Don't use numbers or dashes (without very good reason.) They look gimmicky.
 - * Try to have your site name match its domain name. If you can, name your site to match its domain name, not the other way around.

www.tropflpc.org

www.tropical-florida-pc12.org



Domain Name

- * There are many out there.
 - * The longer the contract the cheaper the price.
 - * Companies include: InMotion, WebHostingHub, JustHost and many more
 - * If you already have a domain name, you can transfer it to the new company - if you are changing hosting companies

* **Web Hosting
Company**

*We used Just Host for the demo

justhost.com Country: United States 1-888-755-7585 24/7 live technical support

Home Web Hosting Why Us Guarantees Contact Us Help Center Resellers Sign Up Login

The last hosting plan you'll ever need.

Professional Web Hosting from Just Host

Just Host is dedicated to providing their customers with the most reliable web hosting service possible. Fast, reliable, web hosting at an affordable price with secure servers, and 24/7 technical support make hosting your website with Just Host the obvious choice.

Packed with FREE Extras!

- Unlimited GB's of Space*
- Unlimited GB's of Transfer*
- Unlimited Domain Hosting
- Unlimited E-Mail Accounts
- Unlimited MySQL Databases
- FREE Site Builder
- FREE Domain Name
- FREE Instant Setup
- Anytime Money Back Guarantee

- FREE Domain
- FREE Instant Setup
- No Hidden Fees

~~\$6.95~~ Special Promo

\$3.50 /month

Sign Up Now

Questions? New Website? Website Transfer?

Here at Just Host we specialize in customer satisfaction. If you have any questions, feel free to call us toll-free on:

1-888-755-7585

Alternatively, feel free to chat with our agents:

Live Chat

Don't have web hosting yet? Let us help you get started and give you the following web hosting features:

- FREE Domain Name
- FREE Site Builder with Templates
- FREE e-Commerce Shopping Carts
- FREE \$50 Google Ad Credits
- FREE \$25 Yahoo Ad Credits
- We use the #1 Control Panel - cPanel
- Anytime Money Back Guarantee
- Instant Setup!

Continue

Thinking about switching web hosts? We'll help you setup your domain, transfer your website to Just Host and give you the following:

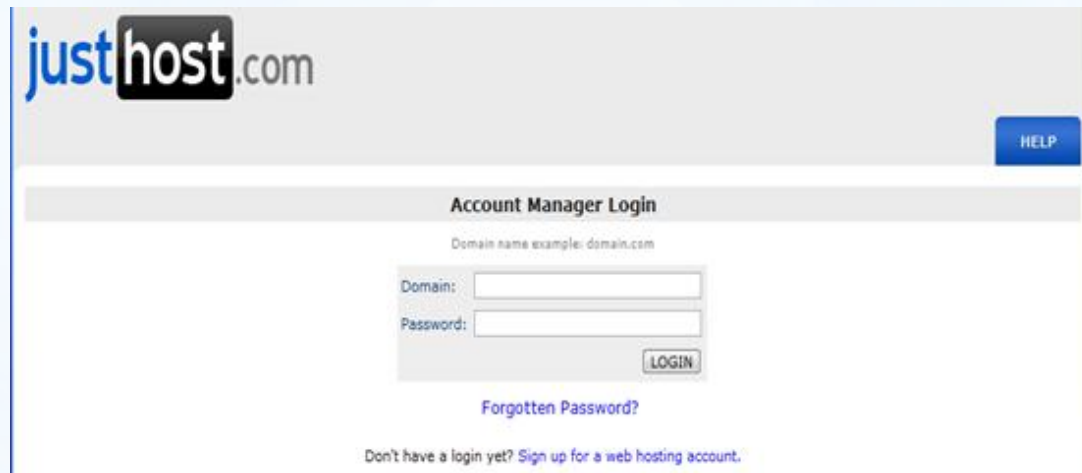
- FREE Domain Transfer
- FREE Domain Name
- FREE Site Builder and Templates
- FREE \$50 Google Ad Credits
- FREE \$25 Yahoo Ad Credits
- We use the #1 Control Panel - cPanel
- Anytime Money Back Guarantee
- Instant Setup!

Continue

* Just Host

* Log Into Your Account

- * Once you have signed up with a hosting company, Login using the data, usually sent to you via email



The screenshot shows the login interface for JustHost.com. At the top left is the logo "justhost.com" and at the top right is a blue "HELP" button. Below the logo is a grey bar with the text "Account Manager Login". Underneath this bar, it says "Domain name example: domain.com". The login form consists of two input fields: "Domain:" and "Password:". To the right of the "Password:" field is a "LOGIN" button. Below the form is a link for "Forgotten Password?". At the bottom of the page, there is a link that says "Don't have a login yet? Sign up for a web hosting account."

* Logging In

- * Many web hosting companies use a “CPanel” for administering your emails and website



* CPanel

- * There are various choices to build your site with basic templates.
- * This demo uses Joomla.
- * Click on the “Joomla” icon



* Website Builders

- * I chose to go to the updated 1.7 version instead of the default 1.5

Control Fantastico Panel

Navigation

- Fantastico Home
- Control Panel Home

Bligs

- b2evolution
- Nucleus
- WordPress

Classifieds

- Noahs Classifieds


Content Management

- Drupal
- Geeklog
- Joomla 1.7
- Joomla 1.5**
- Mambo
- PHP-Nuke
- phpWCMS
- phpWebSite
- Siteframe
- TYPO3
- Xoops
- Zikula

Customer Relationship

- Crafty Syntax Live Help
- Help Center Live
- osTicket
- PeriDesk
- PHP Support Tickets
- Support Logic Helpdesk
- Support Services Manager

Joomla 1.5



Joomla!TM
...because open source matters

Short description: Joomla! is one of the most powerful Open Source Content Management Systems on the planet. It is used all over the world for everything from simple websites to complex corporate applications. Joomla! is easy to install, simple to manage, and reliable.
Homepage: <http://www.joomla.org/>

Joomla 1.5 support forum
(We are not associated with the support forum)
The developers of Joomla 1.5 are thankful for any donation which will ensure the further development of this application.
<http://www.joomla.org/content/view/full/79/>

New Installation (1.5.23)
Disk space required: 26.93 MB
Disk space available: Unlimited MB

Current installations:
None

* Versions

*Select New Installation

Joomla 1.7



Joomla!™

...because open source matters

Short description: Joomla! is one of the most powerful Open Source Content Management Systems on the planet. It is used all over the world for everything from simple websites to complex corporate applications. Joomla! is easy to install, simple to manage, and reliable.

Homepage: <http://www.joomla.org/>

[Joomla 1.7 support forum](#)

(We are not associated with the support forum)

The developers of **Joomla 1.7** are thankful for any donation which will ensure the further development of this application.

<http://www.joomla.org/content/view/689/79/>

[New Installation](#) (1.7)

Disk space required: 30.69 MB

Disk space available: Unlimited MB

[Current installations:](#)

None

*Installation



Joomla!™

...because open source matters

Install Joomla 1.7 (1/3)

Installation location

Install on domain

Install in directory

Leave empty to install in the root directory of the domain (access example: <http://domain/>). Enter only the directory name to install in a directory (for <http://domain/name/> enter name only). This directory SHOULD NOT exist, it will be automatically created!

Admin access data

Administrator-username (you need this to enter the protected admin area)

Password (you need this to enter the protected admin area)

Base configuration

Admin e-mail (your email address)

Admin full name

Site name

Install Sample Data?

- Example: tropflpc.org
- Install on domain: Already Completed
- Install in directory: Leave blank
- Admin access data
- User name: Type in a “user name” eg. Pcusersmith
- Password: Type in your password eg. Pc#123_45
- Email: Add your email address (this is where your setup data will be sent)
- Admin Name: John Smith
- Site Name: Your website
- Install Sample Data?: Checked - This will give you the opportunity to see a demo template
- Click “Install Joomla 1.7” button



* Complete The
Installation

The screenshot shows the Fantastico Control Panel interface. At the top left, there are icons for a wrench and a smiley face, with the text "Control Panel" and "Fantastico". Below this is a navigation menu with categories: "Navigation" (Fantastico Home, Control Panel Home), "Blogs" (b2evolution, Nucleus, WordPress), "Classifieds" (Noahs Classifieds), "Content Management" (Drupal, Geeklog, Joomla 1.7, Joomla 1.5, Mambo, PHP-Nuke, phpWCMS, phpWebSite, Siteframe, TYPO3, Xoops, Zikula), and "Customer Relationship" (Crafty Syntax Live Help, Help Center Live, osTicket, PerlDesk, PHP Support Tickets). The main content area is titled "Joomla 1.7" and contains the following text:

Install Joomla 1.7 (3/3)
/home/myrtle2/public_html/configuration.php configured
/home/myrtle2/public_html/data.sql configured

Please notice:
We only offer auto-installation and auto-configuration of Joomla 1.7 but do not offer any kind of support.

You need a username and a password to enter the admin area. Your username is **presbyadmin**. Your password is **myrtle11gr**. The full URL to the admin area (**Bookmark this!**): <http://myrtlegroveonline.com/administrator/>

The full URL to this installation of Joomla 1.7: <http://myrtlegroveonline.com/>

DO NOT REMOVE the file named fantastico_fileslist.txt from the installation directory. It is used for uninstalling this application.

Email the details of this installation to:

To keep a copy of the installation instructions, input your email address so that the information can be sent to you.

* Email The
Instructions

Joomla 1.7 installation on <http://myrtlegroveonline.com> Inbox | X

☆ [via](#) cx25.justhost.com to me

An instance of Joomla 1.7 was installed on <http://tropflpc.org>

Full installation path:

Public URL: <http://tropflpc.org>

Admin URL: <http://tropflpc.org/administrator/>

Username: Pcusersmith

Password: Pc#123_45

MySQL database:

MySQL user:

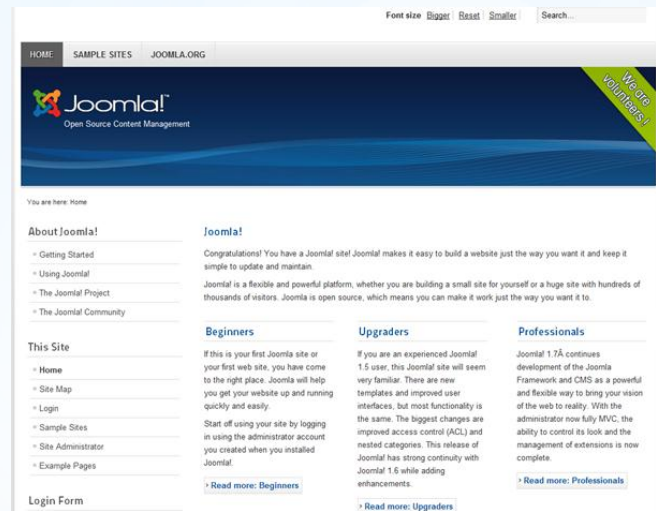
Time of installation: Tuesday, 03rd January, 2012 @ 01:10:43 PM

DO NOT REMOVE the file named fantastic_fileslist.txt from the installation directory. It is used for uninstalling this application.

*The Email Instructions

* you can access the website by typing your Public URL

* www.tropflpc.org in your web browser



* Accessing Your Site

* Summary

- * Chose a Domain Name
- * Setup a Web Hosting Company
- * Installed Joomla
- * Continue to Part 2 - Categories and Articles

* End of the
Installation Process